

# Students: Welcome to Hāpara Student Dashboard

## It puts you in charge of your learning!

To log in go to: [mystudentdashboard.com](https://mystudentdashboard.com) and log in using your school Google username and password.



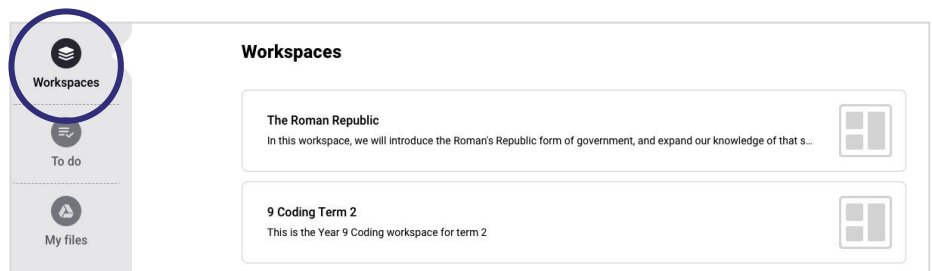
Student Dashboard brings all of your Workspaces, assignments, resources, announcements, grades and more from Google Classroom, G Suite and Hāpara into one dashboard. Let's check out how it works!



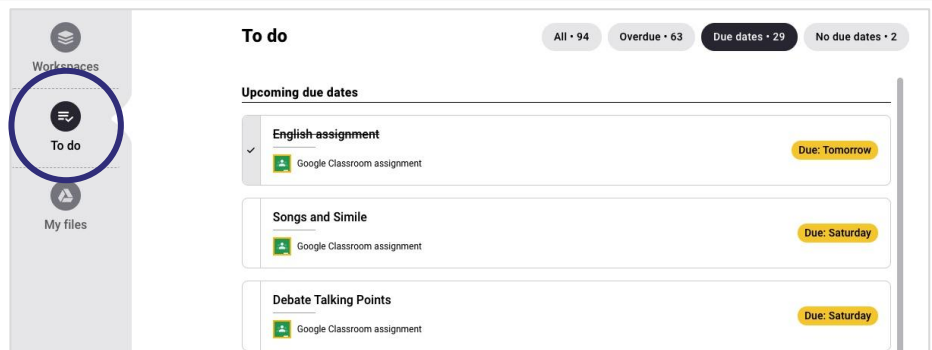
- At the top of your Student Dashboard, you can filter your view by class/subject, or view all classes at the same time.

☰ All my classes

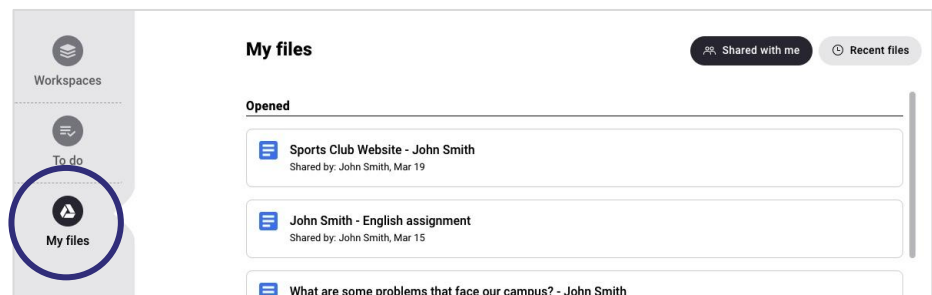
- The **Workspaces** page shows all of the Workspaces that have been assigned to you.
- Click on the title and you'll be taken directly to that Workspace.



- The **To do** page shows you a list of all of your assignments.
- Click on the title, and you'll be taken to the assignment in a new window.
- You can also filter your view by overdue assignments, due date, assignments without a due date or view all at once.



- The **My files** page shows a list of all of the Shared with me and recent Google Drive files in your school Drive account.
- Use the icons at the top to view each category.
- Click on the title, and you'll be taken directly to that resource.



- The **Notifications** section shows you announcements from Google Classroom, assigned work, returned work, graded work and emails from your teachers.
- You can filter your view to see each category individually, or view all notifications at once.
- Click on the notification and you can quickly respond or ask questions.

